

Effective JANUARY 11, 2016
Revised

Enjoy the journey.®

Call 1-800-USA-RAIL

Visit AMTRAK.COM

ETHAN ALLEN EXPRESS[®]

and

VERMONTSM



ETHAN ALLEN EXPRESS[®]

serving
RUTLAND - ALBANY - NEW YORK
and intermediate stations

VERMONTSM

serving
ST. ALBANS - ESSEX JCT. (Burlington)
SPRINGFIELD - NEW YORK - WASHINGTON, DC
and intermediate stations



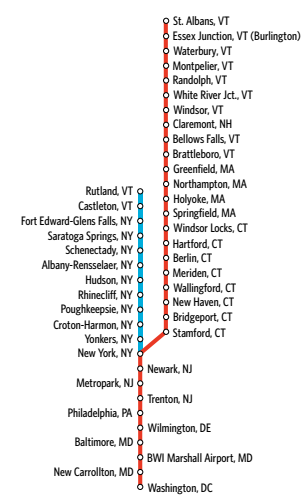
NRPC Form P55-100M-1/11/16 Stock #02-3740

Schedules subject to change without notice. Amtrak is a registered service mark of the National Railroad Passenger Corp. **National Railroad Passenger Corporation** Washington Union Station, 60 Massachusetts Ave. N.E., Washington, DC 20002.

ETHAN ALLEN EXPRESS

290	292	296	◀ Train Number ▶			291	293					
Mo-Fr	Sa	Su	◀ Normal Days of Operation ▶			Sa-Th	Fr					
	1/17, 2/14, 5/29	1/18, 2/15, 5/30	◀ Will Also Operate ▶									
1/18, 2/15, 5/30		1/17, 2/14, 5/29	◀ Will Not Operate ▶									
			◀ On Board Service ▶									
Read Down		Mile	▼		Symbol	▲	Read Up					
8 00A	11 10A	5 05P	0	Dp	RUTLAND, VT	○	8 48P	11 18P				
8 19A	11 29A	5 24P	9		Castleton, VT	○	L8 24P	L10 54P				
9 16A	12 25P	6 25P	44		Fort Edward-Glens Falls, NY	○	7 10P	9 43P				
					Lake George Village							
9 37A	12 46P	6 47P	63		Saratoga Springs, NY	●	6 50P	9 23P				
10 17A	1 28P	7 23P	82		Schenectady, NY	●	6 24P	8 54P				
10 50A	1 55P	7 55P	100	Ar	ALBANY-RENSSELAER, NY	●	6 00P	8 30P				
11 10A	2 10P	8 15P		Dp	Hudson, NY	●	5 45P	8 20P				
11 35A	2 35P	8 40P	128		Rhinecliff, NY	●	5 15P	L7 57P				
11 56A	2 55P	9 01P	153		Poughkeepsie, NY	○	4 55P	L7 37P				
12 10P	3 10P	9 15P	169		Croton-Harmon, NY	○	4 40P	7 22P				
12 50P	3 50P	9 55P	209		Yonkers, NY	○	3 58P	6 32P				
1 11P	4 11P	10 16P	227		NEW YORK, NY	○	3 39P					
1 45P	4 45P	10 50P	241	Ar	-Penn Station	●	3 15P	5 47P				
R85		R135		R67		Connecting Train at Penn Station			R174*		R186	
3 05P	6 05P	3 25A	241	Dp	New York, NY-Penn Station	●	1 35P	4 30P				
3 22P	6 22P	3 45A	251	Ar	Newark, NJ	●	1 15P	4 12P				
4 00P	7 03P	4 25A	299		Trenton, NJ	●	12 35P	3 30P				
4 27P	7 30P	4 52A	332		Philadelphia, PA-30th St. Station	●	12 05P	3 01P				
4 52P	7 53P	5 22A	357		Wilmington, DE	●	11 40A	2 37P				
5 40P	8 46P	6 10A	426		Baltimore, MD-Penn Station	●	10 53A	1 47P				
6 25P	9 40P	7 00A	467	Ar	Washington, DC	●	10 10A	1 05P				

ETHAN ALLEN EXPRESS and VERMONT ROUTE MAP and SYMBOLS



Service on the Ethan Allen Express®

- Coaches: Reservations required.**
- Business class:** Ticket price includes non-alcoholic beverages and newspaper.
- Lounge:** Sandwiches, snacks and beverages.
- Wi-Fi available.
- No checked baggage.**
- TrainCatcher van/car service available from Ft. Edward to Glens Falls and Lake George Village. Reservations required. Call (518) 792-1086 for information and reservations.

* Connecting train schedule varies on weekends. Consult Amtrak.com or call Amtrak at 1-800-USA-RAIL for further details.

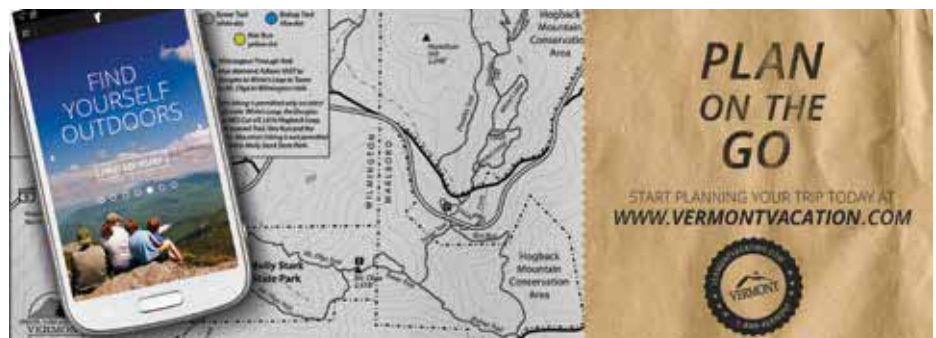
All Amtrak services and stations are non-smoking.

The Ethan Allen Express is financed primarily through funds made available by the Vermont Agency of Transportation, and the New York State Department of Transportation.












































- A** Time Symbol for A.M.
- P** Time Symbol for P.M.
- D** Stops only to discharge passengers; train may leave before time shown.
- L** Stops to receive and discharge passengers; train may leave before time shown.
- R** Stops only to receive passengers.
- Bus stop
- Airport connection
- Quik-Trak self-serve ticketing kiosk
- Unstaffed station
- Staffed ticket office; may or may not be open for all train departures
- Station wheelchair accessible; no barriers between station and train
- Station wheelchair accessible; not all station facilities accessible

Shading Key







- Daytime train
- Connecting train



VERMONT

55	57	◀ Train Number ▶			54	56		
Mo-Fr	SaSu	◀ Normal Days of Operation ▶			SaSu	Mo-Fr		
	1/18,2/15, 5/30	◀ Will Also Operate ▶			1/18,2/15, 5/30			
1/18,2/15, 5/30		◀ Will Not Operate ▶				1/18,2/15, 5/30		
		◀ On Board Service ▶						
  	  				  	  		
Read Down	Mile	▼		Symbol	▲	Read Up		
9 25A	9 25A	0	Dp	St. Albans, VT (Jay Peak)	○ 	Ar	8 40P	8 40P
9 54A	9 54A	24		ESSEX JCT., VT (Burlington)**	○ 		8 08P	8 08P
10 19A	10 19A	47		Waterbury, VT	○		7 39P	7 39P
10 32A	10 32A	56		Montpelier, VT	○ 		7 27P	7 27P
11 05A	11 05A	86		Randolph, VT	○ 		6 52P	6 52P
11 42A	11 42A	118	Dp	White River Jct., VT (Lebanon-Hanover, NH)	○ 	Dp	6 15P	6 15P
11 59A	11 59A	131		Windsor, VT	○		5 54P	5 54P
12 09P	12 09P	140		Claremont, NH	○		5 45P	5 45P
12 30P	12 30P	157		Bellows Falls, VT	○ 		5 26P	5 26P
1 01P	1 01P	181		Brattleboro, VT	○		4 56P	4 56P
1 36P	1 36P	205		Greenfield, MA	○ 		4 22P	4 22P
2 01P	2 01P	224		Northampton, MA	○ 		3 57P	3 57P
2 16P	2 16P	235		Holyoke, MA	○ 		3 41P	3 41P
2 35P	2 35P	245	Ar	SPRINGFIELD, MA	● 	Dp	3 15P	3 15P
2 50P	2 50P		Dp			Ar	2 58P	3 00P
3 12P	3 12P	260		Windsor Locks, CT	○		2 26P	2 29P
3 32P	3 26P	271		Hartford, CT	● 		2 11P	2 13P
3 45P	3 40P	282		Berlin, CT	● 		1 57P	1 59P
3 56P	3 53P	289		Meriden, CT	○ 		1 47P	1 49P
4 05P	4 03P	305		Wallingford, CT	○		1 38P	1 40P
4 25P	4 28P	308	Ar	New Haven, CT	● 	Dp	1 23P	1 25P
4 39P	4 39P		Dp			Ar	1 11P	1 11P
5 01P	5 01P	321		Bridgeport, CT	○ 		12 46P	12 46P
5 28P	5 28P	344		Stamford, CT	● 		12 18P	12 18P
6 25P	6 25P	379	Ar	NEW YORK, NY	● 	Dp	11 30A	11 33A
6 45P	7 01P		Dp	-Penn Station		Ar	10 45A	11 21A
7 03P	7 18P	390		Newark, NJ	● 		10 27A	11 03A
	7 33P	404		Metropark, NJ	● 		10 11A	
7 38P	7 57P	437		Trenton, NJ	● 		9 50A	10 28A
8 07P	8 25P	470	Ar	Philadelphia, PA	● 		9 20A	10 01A
8 11P	8 28P		Dp	-30th St. Station			9 17A	9 58A
8 32P	8 49P	496		Wilmington, DE	● 		8 58A	9 36A
9 20P	9 36P	564		Baltimore, MD	● 		8 12A	8 52A
	9 49P	575		BWI Marshall Airport, MD 	● 		7 57A	8 35A
D9 43P	D10 02P	596		New Carrollton, MD	● 		R7 41A	R8 20A
9 59P	10 25P	605	Ar	WASHINGTON, DC	● 	Dp	7 30A	8 10A

Service on the VermonterSM

-  **Coaches: Reservations required.**
 -  **Business class:** Ticket price includes non-alcoholic beverages and newspaper.
 -  **Lounge:** Sandwiches, snacks and beverages.
 -  Amtrak Quiet Car.
 -  Wi-Fi available.
 -  Free shuttle service between rail and air terminal.
- ** Burlington is ten miles from Essex Junction, VT.

All Amtrak services and stations are non-smoking.

The Vermonter is financed primarily through funds made available by the Vermont Agency of Transportation, the Massachusetts Department of Transportation and the Connecticut Department of Transportation.

Shading Key

Daytime train